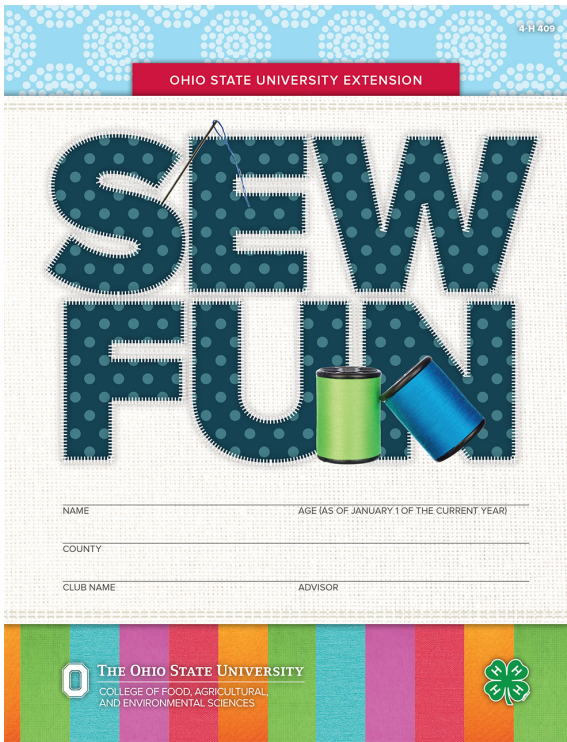


Sew Fun Skirt Pattern and Resource Guide



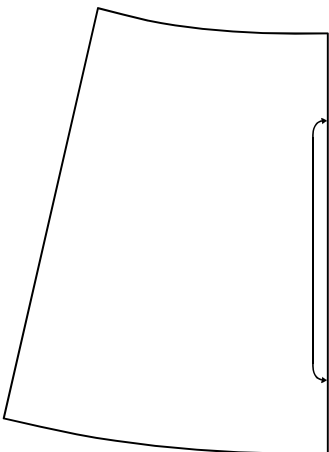


Simple Skirt Pattern

Girls' Sizes 7-12



1 PIECE



GIRLS SIZES					
Sizes	7	8	10	12	
Chest	26	27	28 1/2	30	in
Waist	23	23 1/2	24 1/2	25 1/2	"
Hip	27	28	30	32	"
Back-neck to waist	11 1/2	12	12 3/4	13 1/2	"
Approx. Height	50	52	56	58 1/2	"

45"***	1 1/4	1 1/4	1 3/8	1 1/2	YD
60"***	1 1/4	1 1/4	1 1/4	1 3/8	"

***with nap

FINISHED GARMENT MEASUREMENTS

Length	14 3/4	15 1/4	16 1/2	17 3/4	in
--------	--------	--------	--------	--------	----

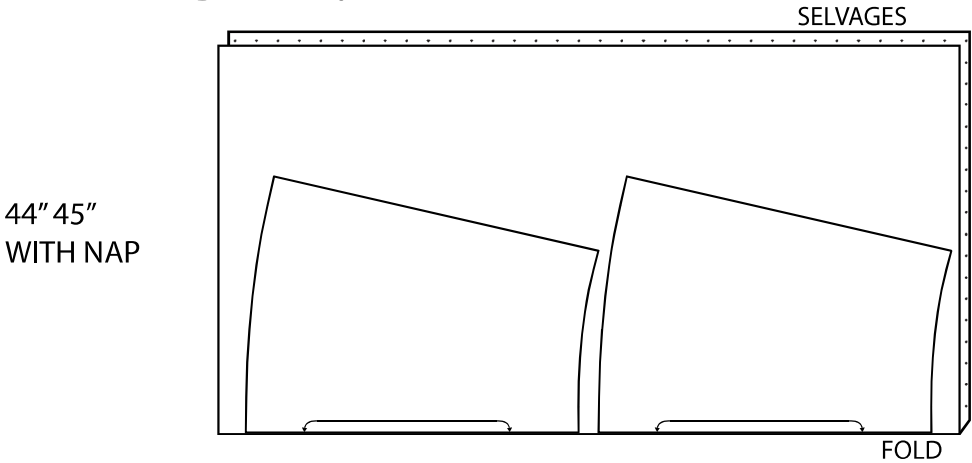
SUGGESTED FABRICS

Lightweight to medium weight woven fabrics: cotton types, batiks, calico, chambray, chintz, cotton lawn, gingham, seersucker. Allow extra fabric for matching plaids or stripes.

REQUIREMENTS

Thread, 7/8" yard of 3/4" wide elastic.

Cutting Layout

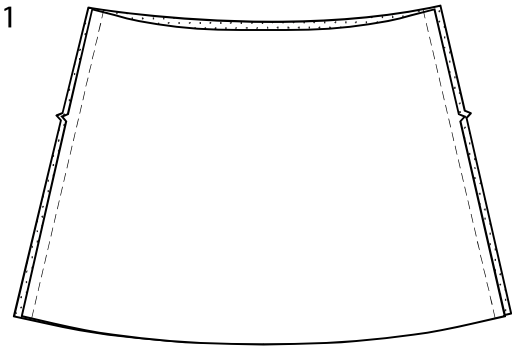


Sewing Directions

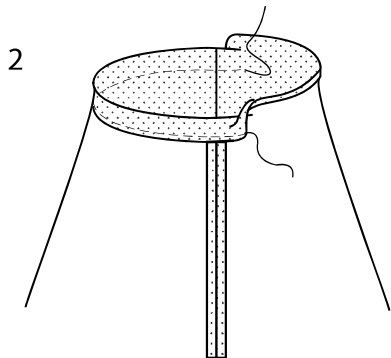
Fabric Key

Right Side	Wrong Side
------------	------------

Stitch 5/8" seams unless otherwise stated.
Finish all seams with an approved seam finish - see
Seam Finishes Guide for approved seam allowance finishes.

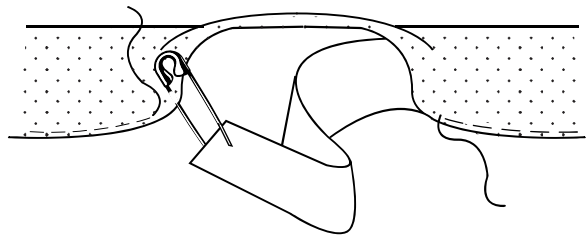


With RIGHT sides together, stitch front and back skirt together at side seams. Finish seam edges.



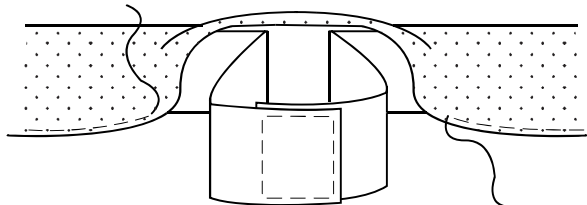
Create channel for elastic by folding top edge of skirt down twice. First 1/4", then 1". Edgestitch along lower folded edge leaving 2" unsewn at center back to feed elastic through.

3



Cut a piece of elastic to fit your waist plus 1". Attach a safety pin to each end of the elastic. Attach one safety pin to waistband channel and feed the other through the channel, making sure elastic does not flip.

4



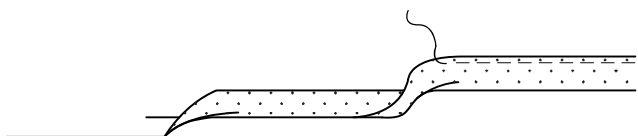
Overlap elastic ends by 1" and sew a box.

5

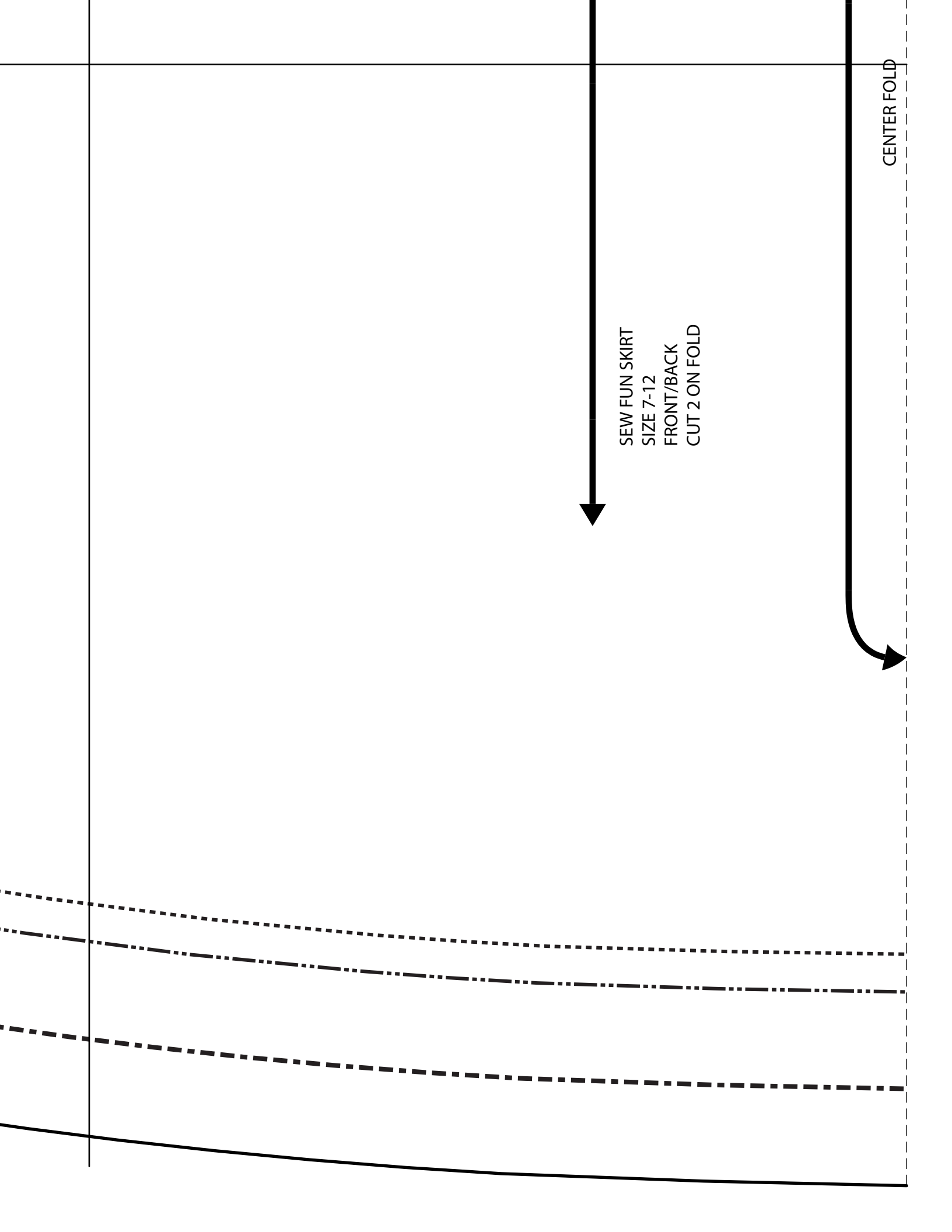


Pull elastic fully inside channel and close channel. Distribute fullness around waistband evenly.
*Tip: To prevent elastic from flipping while wearing, stitch through all thicknesses of waistband in the groove of each seam.

6



Press up hem allowance on skirt twice, first 1/4" then 5/8".
Stitch to hold hem in place.



CENTER FOLD

SEW FUN SKIRT
SIZE 7-12
FRONT/BACK
CUT 2 ON FOLD

